

**PDE**  
PRIME DESIGN EUROPE



**ErgoRack** PDE

THE **ERGONOMIC**  
LADDER RACK **SYSTEM**

# ERGONOMIC ADVANTAGE

PDE's award winning ladder transport system was specifically designed to answer every pain point of lifting, (un)loading and transporting ladders in the work environment. Founded in extensive research of human body mechanics and ergonomic principles, ErgoRack removes the user from compromising or dangerous positions. Human force is replaced by an intelligently designed mechanical and hydraulic system that allows the user to load and deploy ladders from the vehicle roof with 2/3 of the physical effort and in less than 60 seconds - from a safe and ergonomically correct position.



## ERGONOMICS & SAFETY

Minimizes 2/3 of the impact to the lower back and shoulders and drastically reduces the time needed to load and secure the ladder. Always operated from the ground.



## BUILT TO LAST

Anodized aluminum design is corrosion-free and resists any weather conditions while carrying a bigger payload.



## ECO-FRIENDLY

Light-weight aluminum and aerodynamic design reduces full consumption and wear. 100% recyclable materials.



## EASY MOUNT

Uses existing mounting points with our flex-rail or channel. No drilling in vehicle.



## MULTIPLE CONFIGURATIONS

Different models of ErgoRack available for you to save time, assure safe loading operations depending on the ladder weight and vehicle type.



## 3 YEAR WARRANTY

Prime Design Europe guarantees its products against material and production defect for a period of 3 years.



- ⊗ NO HEAVY LIFTING
- ⊗ NO CLIMBING ON VEHICLE
- ⊗ NO STRAPS

- ✓ REDUCTION OF WORKER INJURY
- ✓ REDUCTION OF LOAD TIME
- ✓ NO DAMAGE TO THE VEHICLE

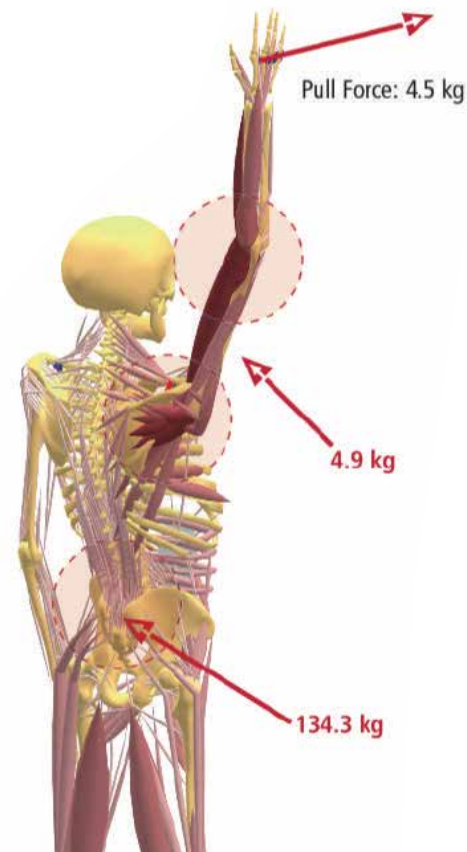
Unlike many other methods used to remove and secure ladders from the roof of a van, ErgoRack causes minimal stress to the lower back and shoulders during operation. Ladders are clamped automatically from the ground, eliminating the need to reach or climb. The graphic shows how correct ergonomic movements ease the impact the body experiences to exert the same amount of force.

**TWO THIRDS OF  
PHYSICAL STRESS  
CAN BE PREVENTED  
WITH ERGORACK.**

# THE ERGONOMIC SOLUTION

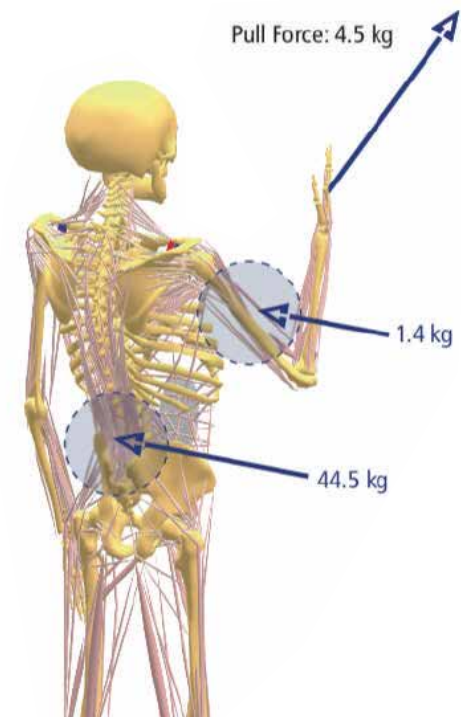
## ⊗ TRADITIONAL LADDER RACK SOLUTION

Larger and darker muscles indicate higher exertion and stress levels.



## ✓ ERGORACK SOLUTION

Two thirds of the physical stress can be prevented by the use of the ergonomic ErgoRack system.





# ErgoRack PDE

The ease, convenience and safety delivered by this hyper-capable system saves valuable time daily, costly repairs to vehicles and injury to workers.





### **AUTO CLAMP**

With the patented Auto Clamp ladders are secured with the turn of a handle and no additional straps.



### **MOUNTING POINTS**

The mounting system utilizes existing roof gutter or fix points and is engineered to absorb impact and preserve the vehicle roof.



### **HYDRAULIC CYLINDER**

The hydraulic cylinder slows the movement of the ladder lift for smooth operation.



### **OPERATING HANDLE**

Ergonomic handle brings the ladder up and down from the roof while user remains on the ground.

# LOADING PROCEDURE

Regardless of the height of the vehicle, the PDE ladder lifts allow for easy, fast and safe (un)loading of any ladder. The hydraulic cylinder regulates the glide speed, slowing the movement of the ladder lift for smooth operation by the user.



**1.** Position the ladder in the front hook, without lifting the ladder.



**2.** Lift the rear end of the ladder on to the rear hook.



**3.** For high roof vehicles: lift the slide upwards until it is locked position.



**4.** Pull the handle to rotate the ladder onto the roof walking backwards with your arm straight



**5.** The Auto Clamp secures the ladder without additional straps or clamps.



ErgoRack can be installed on the left or right side of the roof. You can also choose to have a double ErgoRack on the roof, or combine it with another PDE solution.

## 2 WAYS TO LOAD



### ERGORACK ROTATION

Brings ladder down in a horizontal position  
Ladders up to 35kg



### ERGORACK INCLINED

Brings Ladder down in an inclined position  
Ladders up to 55kg

*\*slide feature added for high roof vehicles*

For very long and heavy ladders. Ask your sales representative for advice.



## ADVANTAGES

### HELPFUL IN CONFINED SPACES

Handling from the vehicle sides makes (un)loading ladders from a vehicle parked on a slope or in narrow parking positions, easy and safe.


### CUSTOMER ADAPTED SOLUTIONS

ErgoRack can be adapted for all ladder types on most models of commercial vehicles using the adjustable clamping design, regardless if your ladders are heavy, long, short or a mixed set. Loading and removing is practically effortless.



# Accessories+ PDE

Accessories+ allows you to set up ErgoRack for your specific job. All products are made from 100% aluminum and ABS.



## BEACON MOUNTING BRACKET

Several solutions for beacon installation are available.



## ROLLER FOR ERGORACK

The roller can be easily installed at the rear of the roof rack, ensures comfortable (un)loading of long items.



## ALUMINUM CONDUIT TUBE

Conduit tube (2 - 6 m long by 125mm squared), lockable on both sides and mounts with a bracket onto crossbars. Conduit tubes over 3m+ shippable in 2 or even 3 sections.



## EXTRA CROSSBAR

Thanks to the channel mounting system additional crossbars can be added to your ErgoRack system as needed for your job.



## CARGO STOPS

Rubberized cargo stops can be attached at any point on a crossbar to keep your cargo in place.



## ADD AN ERGOBACK

Add rear load capability to your vehicle. Our ErgoBack product is compatible with ErgoRack system and can be mounted in addition.

Secure ladders without straps

## ERGORACK S-CLAMP FEATURE

**STRONG ROI BY DESIGN**



1. Lean the ladder against the front horn.



2. Lift the ladder onto the rack.



3. Turn the handle to swing the hook upward and clamp the ladder tightly into place.

Easy and efficient transport of light step and Extension ladders on low roof vehicles. Every S-Clamp secure the ladder firmly with a manually operated handle. The horn at the front of the rack assists the operation to control lifting up or lowering the ladder from the rack. Two hooks clamp the ladder in place for safe transport.

# THE MOST ADVANCED MOUNTING SYSTEM ON THE MARKET

The PDE mounting system is the result of 10+ years of R&D and engineering. The result is far more than a system that allows any PDE product to be mounted to any LCV model. Designed and manufactured 100% inhouse at our factories, the PDE mounting system is engineered in every aspect to improve the performance of your PDE roof rack product, and the lifespan and value of your vehicle.

## ADVANTAGES

### 2 CHANNEL TYPES

Stiff channel for flat vehicle roofs  
Flex channel for curved vehicle roofs

### POSITIONING & DISTRIBUTION

Installation becomes independent from the location of the standard mounting points of the car manufacturer, giving you full control of how you position your rack product.

### PROTECTS VEHICLE

Save on costly damages to vehicle bodywork and mounting points. The PDE mounting system includes strategic points of compliance to absorb impact and break before damage is done to the vehicle itself.

### ADAPTIVE TO ALL PDE PRODUCTS

All PDE roof products use the same mounting system meaning you can change out your rack system depending on the specific usage of your vehicle.

### TOP LEVEL FABRICATION

All aluminum assembly, weatherproofed with rubber seals and endcaps avoiding corrosion and saving weight.



**SEE MORE:**

[pde-group.com](https://pde-group.com)



## AluRack<sup>PDE</sup>



## ErgoRack<sup>PDE</sup>



## AluBars<sup>PDE</sup>



## ErgoBACK<sup>PDE</sup>



## ErgoBACK<sup>®</sup>



## ErgoBACK<sup>®</sup> PRO



## ABOUT PDE AND OUR AWARD-WINNING PRODUCTS

Prime Design Europe is a leading manufacturer of aluminum roof rack systems for Light Commercial vehicles, fire brigade trucks, and pickups. We develop and manufacture innovative and patented product lines (ErgoRack™, ErgoBack™, AluRack®, AluBars, and DirectMount ranges) with a priority on workers' health and safety while aiming to ease professionals with daily tasks of loading, transporting and unloading equipment. We are constantly improving our solutions to adapt to market needs and the newest vehicles.

Our ergonomic and aerodynamic solutions are distributed to professionals through partners and automotive specialists across Europe, and we constantly seek new alliances in the market



Prime Design is a partner of the Austrian initiative for safe transport: [www.sicher-transport.eu](http://www.sicher-transport.eu)



Prime Design Europe has been selected as an official partner of the 'Van Excellence Code' that aims to enhance standards of van operator compliance.



With our ISO 9001:2015 and ISO 14001:2015 quality management systems, we guarantee the highest standards in the sales and distribution of our products, continuously evaluating the quality of our work.

Prime Design Europe roof racks and (un)loading systems are protected by patents.

**PDE**  
PRIME DESIGN EUROPE

Prime Design Europe BV  
Tel. +32 (0)16 22 60 99  
[sales@pde-group.com](mailto:sales@pde-group.com)

EXPLORE OUR FULL PRODUCT RANGE

[pde-group.com](http://pde-group.com)

BELGIUM: Bietenweg 22, 3300 Tienen  
BULGARIA: ul. "Dolo" 19, 1298 kv., Trebich, Sofia